



**INCORPORATED**  
**WWW.D-2.COM**



# D-2 Incorporated

---

Ocean CTD Sensor  
Conductivity (Salinity)  
Temperature  
Depth Sensor

Part Number: OC-CTD  
Revision Date: 17SEP24  
Drawing Number: 310-001R3



**D-2 Inc. CTD for Full Ocean Depth Applications delivers industry leading precision with a closed field conductivity cell that is flow through. Extremely small and low power draw the ideal CTD sensor for UUV's, AUV's, Glider, Profilers, Submarines, towed arrays etc.**

### **Features of the CTD Sensor**

Novel New Hybrid 100% Internal Field Free Flushing Conductivity Sensor

High Speed Sheathed Thermistor  $\sim TC = 60$  mS (2 mm Diameter) with Integral Temperature Reference Standard

Industry Standard Silicon Pressure Sensor Full Thermally Compensated

High Speed Sampling, Programable 1-25 Hz

Real Time Clock with Programable Interval Sampling as required & 128 Mbit data storage

Compatible with commercial wireline telemetry packages available from third parties.

Runs On Low Power:  $\sim 200$  mW, 25-30 mA

### **Features Continued...**

Salinity range of 0-7 S/m

Aluminum, Stainless Steel and Titanium Housings Available. Max Depth 11,500 Meters. OEM Custom Versions Available.

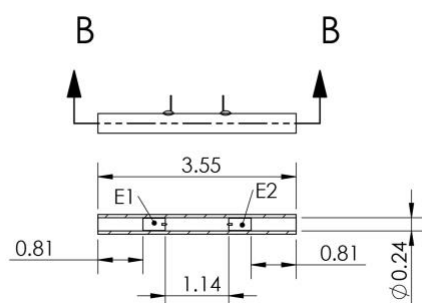
Supports numerous auxiliary sensors with six A/D and 1 RS-232 data channels.

Standard Dimensions: 9.10" (231 mm) x 3.59" (91.2mm) x 2.47" (63mm)

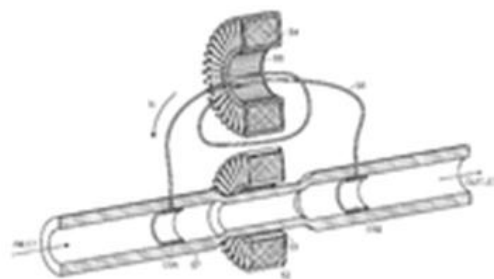
Options:

- 1) Depth Range
- 2) High Speed Thermometer  $< 40$  mS (1 mm Diameter Sheath)
- 2) Plug in Battery Pack
- 3) Wireline Telemetry with Bi-Directional Control Command Channel
- 4) ULP Version:  $\sim 50$  mW,  $\sim 10$  mA

## D-2 Hybrid Conductivity Sensor



Conductivity Cell Cross Section Diagram




Conductivity Cell Electrical Diagram

The D2 CTD utilizes a new Hybrid Conductivity Sensor; a completely new concept in oceanographic conductivity/salinity measurement. It has the same performance advantage of a 3 electrode sensor where the end electrodes are electrically tied together ensuring there is no external electric field. Electrodes coupled with a novel inductive drive, eliminates the need for additional center electrode, or other electrodes in the measurement field. The two-electrode sensor with inductive drive is hence called a Hybrid as it incorporates the best aspects of both the electrode type & inductive type conductivity sensors that both have a history of performance oceanographic conductivity measurements.


The inductive drive creates an electric current that flows through the center measurement region, the current flows in direct proportion the conductivity of sea water. This current is collected by the end electrodes and passed through a simple current to voltage transformer. The rate as which current flows in the sensor is then direct proportion to the conductivity of sea water and the magnitude to the drive signal. The drive signal level can be precisely controlled, and the collection electrodes and shorting path can be constructed to have very low impedance as compared to the external sea water path, hence the 'all' of the current flows through the shorted electrode path, and, hence the current measurement transformer. The result is a two-electrode cell that is less than ½ the length of a traditional a 3-electrode cell and has a large center diameter. A sensor that can free pass water through the cell without the need for a pump in almost all applications. In applications where a pump is needed, say for biological control, this can be easily added as the sensor measurement volume is 100% enclosed in the sensor and the addition of tubing a pump will not affect the calibration. The sensor is fully described in US Patent #9,410,910.

Typical Performance	Range	Resolution	Initial ACCURACY	Typical Stability
Conductivity	0 - 7 S/M	.00004 S/M	+/- 0.0003 S/M	+/- 0.0003 S/M/Month
Temperature	-5 - 35 °C	.0002 °C	+/- 0.001 °C	+/- 0.002 °C/Month
Pressure	User Set	.001% F.S.	+/- 0.015% F.S.	+/- 0.02% F.S. Year

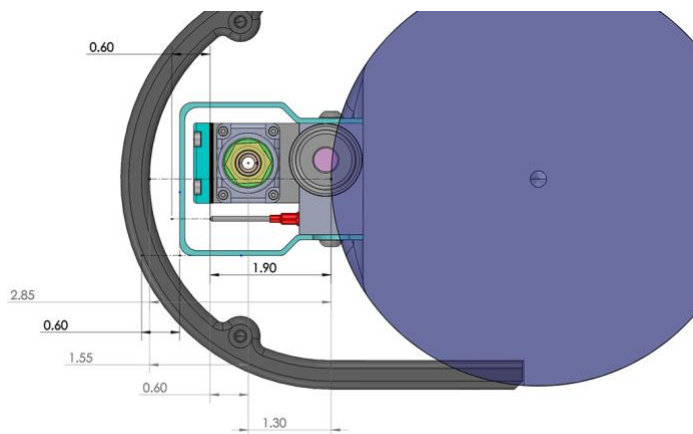
**Ultra Low Power ICE CTD OEM Version**




**Battery Pack**



**CTD OEM Version Diagram**



**View Through Conductivity Cell**



**CTD Comes in Carrying Case**



**D2 CTD BATTERY (OPTIONAL)**





D2 CTD Connected to Rosette



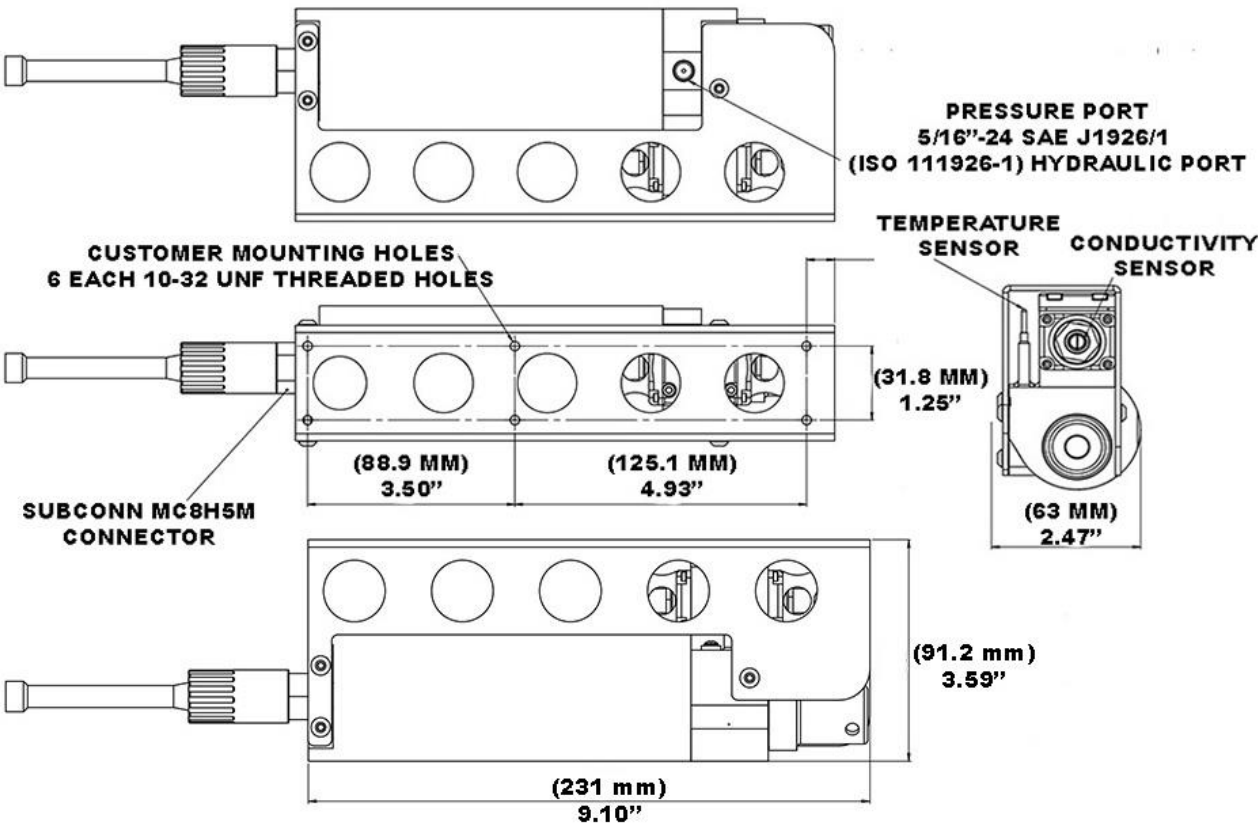
Figure (E)

D2 CTD On R/V Endeavor Rosette



Figure 1: D2 CTD on R/V Endeavor Rosette (4m 5-pin CTD cable used)

D2 CTD Diagram Drawing



## D-2 CTD Lab and Field Data

The top graph to the to the right is from the Bermuda Institute For Ocean Sciences BIOS showing the D2 CTD against the industry standard CTD from the Ocean Surface to the Ocean floor. This data shows that “D-2 Inc. CTD obtains data comparable to the operational sensors now being fielded by the ocean observing community”.

The lower graph is data collected by the Woods Hole Oceanographic Institution at their Clark Lab stratified salt response tank. Descent speeds of 10 cm/s = black, 20 cm/s = blue, 30 cm/s = red. The response tank data shows that the D-2 CTD has uniform response regardless of lowering rate. This generates simplified data processing of salinity values & salinity spiking elimination.

## D-2 CTD Data Output

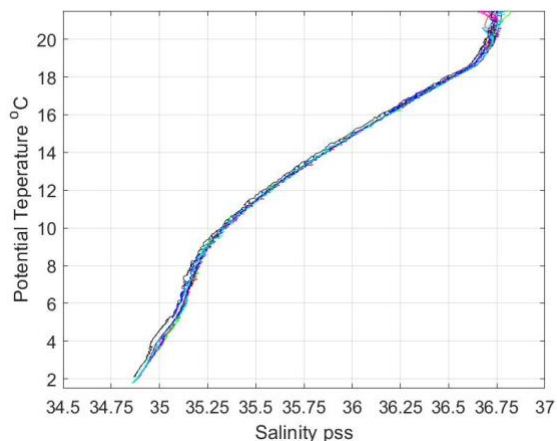
Real-time CTD data is transmitted via the RS-232 in ASCII characters. The D2 CTD must be externally powered, data can be logged in internal SRAM memory or it can be telemetered up a wire line using commercially available wireline telemetry systems.

The CTD supports numerous auxiliary sensors via six A/D channels and the one RS-232 data channel which allows connecting Oxygen, Ph, Turbidity and other popular sensor packages.

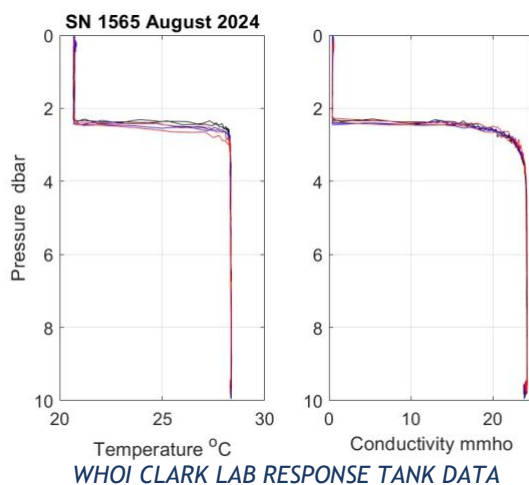
The ASCII Data Output is the same configuration as other industry standard sensors, making our sensor interchangeable with existing fielded sensors of other manufacturers.

## D-2 Calibration

The CTD can be deployed for up to 3 years, however when it does require recalibration, D-2 Inc. has an ISO Cal Lab and will recalibrate all our CTD sensors in 2 weeks or less.



*D2 CTD AGAINST INDUSTRY STANDARD CTD BIOS DATA*



*WHOI CLARK LAB RESPONSE TANK DATA*

## D-2 Depth Sensor

The D2 CTD uses a high-accuracy, high-resolution pressure sensor. The D2 CTD's strain-gauge pressure sensor is offered in a wide range of full-scale values up to 10,000 decibars. Pressure outputs are fully compensated for the effects temperature and is performed internally using state of the art numerical techniques.

## For more Information:

Please contact D-2 Incorporated for additional specification information or quotation information. We hope to hear from you soon!

Please visit our website at: [www.D-2.com](http://www.D-2.com)  
Email: [Dfougere@D-2inc.com](mailto:Dfougere@D-2inc.com)  
D-2 Incorporated, 6 Otis Park Drive,  
Bourne, MA 02532, USA